ATSSB Region 4 Middle School All-Region Snare Etudes

Book: Portraits in Rhythm by Anthony J. Cirone – Alfred Music

****All rolls are to be performed as buzz rolls.*

- Year A - #27 (p. 29)
  - Start in m. 12 (mf) and play to the end.
  - The staccato 8th note rolls in m. 27 on the next to last line should be played as "crushed" (a.k.a press, crunch, push) rolls. Basically, push both sticks down and get as many "buzzed" bounces in as possible within the confines of being rhythmically accurate on a staccato 8th note.





ATSSB Region 4 Middle School All-Region Snare Etudes

Book: Portraits in Rhythm by Anthony J. Cirone – Alfred Music

****All rolls are to be performed as buzz rolls.*

- Year A - #27 (p. 29)
  - Start in m. 12 (mf) and play to the end.
  - The staccato 8th note rolls in m. 27 on the next to last line should be played as "crushed" (a.k.a press, crunch, push) rolls. Basically, push both sticks down and get as many "buzzed" bounces in as possible within the confines of being rhythmically accurate on a staccato 8th note.
- Year B - #5 (p. 7)
  - Play m. 1-27.





ATSSB Region 4 Middle School All-Region Snare Etudes

Book: Portraits in Rhythm by Anthony J. Cirone – Alfred Music

****All rolls are to be performed as buzz rolls.*

- Year A - #27 (p. 29)
  - Start in m. 12 (mf) and play to the end.
  - The staccato 8th note rolls in m. 27 on the next to last line should be played as "crushed" (a.k.a press, crunch, push) rolls. Basically, push both sticks down and get as many "buzzed" bounces in as possible within the confines of being rhythmically accurate on a staccato 8th note.
- Year B - #5 (p. 7)
  - Play m. 1-27.
- Year C - #4 (p. 6)
  - Play m. 1-21
  - Tempo - 8th Note = 138-159 (dotted quarter = 46-53)